

YAKIMA ROOF TOP TENT COMPATIBILITY GUIDE



Before you buy a Yakima roof top tent, it's important to make sure it works safely with your roof racks or platform – and your vehicle. Don't worry, we've made it simple. Just follow these easy steps:



SKYRISE HD MD

Year Model	2020 - 2024
SKU	8007437
Product Weight	52 KG



SKYRISE HD

Year Model	2025+
SKU	8007534
Product Weight	59 KG

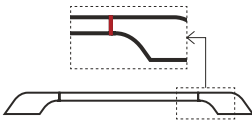
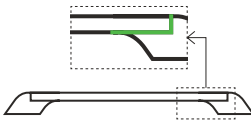
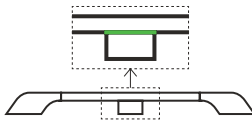


SKYPEAK HD

Year Model	2025+
SKU	8007512
Product Weight	82 KG

		SKYRISE HD MD	SKYRISE HD	SKYPEAK HD
STEP 1 CROSSBAR OR PLATFORM TYPE Is your crossbar or platform type ✓ APPROVED or ✗ NO FIT ?	TrimHD	✓	✓	✓
	HD Bar (U.S. HD Bar)	✓	✓	✓
	LockNLoad Platform	✓	✓	✓
	JetStream	✓	✓	✗
	JetStream FX	✓	✓	✗
	Aero Thru, Aero Flush & Aero Rail Bar	✗	✗	✗
	P-Bar Standard Bar	✗	✗	✗

		SKYRISE HD MD	SKYRISE HD	SKYPEAK HD
STEP 2 LEG OR RUGGEDLINE TYPE Is your leg ✓ APPROVED or ✗ NO FIT ?	SkyLine	✓	✓	✓
	BaseLine	✗	✗	✗
	SightLine <small>(Approved SightLine fits, applies to metal flush rail fits only)</small>	✓	✓	✗
	TimberLine	✓	✓	✓
	TrackTowers	✓	✓	✓
	LockNLoad MK1	✓	✓	✓
	LockNLoad Gutter Leg	✓	✓	✓
	LockNLoad Flush Rail Leg	✓	✓	✓
	Yakima HD/P3 Leg	✓	✓	✓
	RuggedLine	✓	✓	✓
	RuggedLine HD	✓	✓	✓
	OverHaul HD	✓	✓	✓
	OutPost HD	✓	✓	✓
BedRock HD	✓	✓	✓	

		SKYRISE HD MD	SKYRISE HD	SKYPEAK HD
<p>STEP 3</p> <p>FIT TYPE</p> <p>Is your individual vehicle fitment or fitting kit</p> <p>✓ APPROVED or</p> <p>✗ NO FIT ?</p>	Clamp Fit	✗	✗	✗
	Track Fit	✓	✓	✓
	Fixed Point Fit	✓	✓	✓
	Gutter Fit	✓	✓	✓
	Flush Rail (Smartfoot/K-kit)	✗	✗	✗
	Flush Rail (StreamLine/SightClip)	✓	✓	✗
	K Kit Permanent Mount Kit (Example Kit K323)	✗	✗	✗
	Streamline Permanent Mount Kit (Landing Pad 21)	✓	✓	✓
	Raised Rail*	✓	✓	✓
	<p>*For Raised Rail fits please ensure rail is centre-supported or side supported.</p> <div style="display: flex; justify-content: space-around; align-items: center;"> <div style="text-align: center;">  <p>✗ UNSUPPORTED</p> </div> <div style="text-align: center;">  <p>✓ SIDE-SUPPORTED</p> </div> <div style="text-align: center;">  <p>✓ CENTRE-SUPPORTED</p> </div> </div>			

STEP 4

VEHICLE ROOF LOAD RATING

Check your vehicle's roof load rating to ensure it can safely support your roof racks and a rooftop tent. You'll find this information in your owner's manual or by contacting the vehicle manufacturer.

Load ratings depend on several factors, including your vehicle's roof capacity, the rack system, tent weight, and on-road or off-road usage limits. Always follow the lowest-rated component.

For full guidance, visit our website and see **'Load Ratings Explained'**.



ALL 4 STEPS APPROVED? GREAT!



Great! This means your setup is tested and approved for Yakima roof top tent use. You're good to go! Enjoy the adventures.



IS IT LISTED AS "NO FIT" ?

If any step is marked as "No Fit", the setup is not safe for use. It may cause damage or injury and is not approved. Use of unapproved setups is not covered under warranty.

IMPORTANT: PROPERLY BALANCE YOUR LOAD!

 ✓
 ✗

 ✓
 ✗

 ✓
 ✗

